



CONSULT

A Newsletter for Medical Professionals

SUMMER 2018



OPIOIDS

ARKANSANS ARE DYING - WHAT CAN WE DO?

Opioid overdose deaths are a nationwide epidemic. There were 116 deaths per day from opioid-related drug overdoses in the United States in 2016, according to the U.S. Department of Health and Human Services. Arkansas ranks second in the nation for its opioid prescribing rate with an average of 114.6 prescriptions per 100 people, according to U.S. Centers for Disease Control and Prevention data from 2014-2016.

UAMS is fighting the epidemic on several fronts, and one major effort includes giving health care providers across the state access to UAMS expertise and resources, through programs like AR-IMPACT, MATRIARC and the Center for Health Literacy.

Need to make a referral?

The Center for Addiction Services and Treatment in the UAMS Psychiatric Research Institute provides medication-assisted treatment services for opioid use disorder. **For appointments, call 501-526-8400.**

The Women's Mental Health Program treats pregnant women with opioid use disorder. **For appointments, call 501-526-8201.**



AR-IMPACT

Program offers pain management education, case consults

UAMS has launched a free weekly education and consultation service for health care providers statewide.

Arkansas Improving Multidisciplinary Pain Care Treatment (AR-IMPACT) is a live streaming online video conferencing service staffed by a multidisciplinary team from UAMS, including a pain physician, addiction psychiatrist, psychologist, two pharmacists and a physical therapist.

Each conference will include a 20-minute presentation on an opioid-related topic and a question-and-answer session. Participants are encouraged to present patient cases for individualized feedback about approaches to treatment.

Physicians, physician assistants, nurse practitioners, pharmacists and other health care providers are welcome to use the service. Physicians, physician assistants, nurses, nurse practitioners and pharmacists will be able to earn continuing medical education credits.

"We want to partner with health care providers across the state for an exchange of information with the goal of

improving pain management in Arkansas and the lives of these patients," said G. Richard Smith, M.D., a professor in the Department of Psychiatry in the UAMS College of Medicine who is spearheading the project. "UAMS is an academic setting where we stay abreast of the latest research and treatments, but these physicians across the state are the true front lines. They are seeing this in their clinics every day. It's time we join forces."

Topics will include how to taper off opioids, alternatives to opioids for pain management, when physical therapy is appropriate, when to recommend a nerve block or an epidural and more. Smith said participant interest will guide future topic choices.

Funding for AR-IMPACT's first year has been provided by \$104,000 from Arkansas Blue Cross and Blue Shield and \$49,000 from the office of the Arkansas drug director.

Visit the AR-IMPACT website at ARIMPACT.UAMS.edu to sign up and find information about continuing medical education credits.

(Continued on page 2)

(Continued from page 1)

July 2018 Message from Dr. Jansen

MATRIARC Connect with experts for help treating opioid use disorder

UAMS and the Arkansas Department of Human Services have launched a free one-on-one consultation service for health care providers who are treating patients with opioid use disorder.

These providers can call the Medication-Assisted Treatment Recovery Initiative for Arkansas Rural Communities (MATRIARC) hotline for advice on a range of topics - anything from determining dosages of maintenance drugs like buprenorphine/naloxone (Suboxone) to connecting patients with support services to handling billing.

"There are few people in the state who are providing medication-

assisted treatment, so many of our patients drive hours for treatment and others never seek treatment because of these barriers to care," said Michael Mancino, M.D., a psychiatrist, director of the UAMS Center for Addiction Services in the Psychiatric Research Institute and leader behind MATRIARC.

"We think helping community providers gain the knowledge and confidence to treat these patients close to home will be an important step in addressing the deadly opioid epidemic in Arkansas."

To connect with the service, call 1-833-872-7404 or 501-526-8459.



Dear Colleagues,

In 2017, the Winthrop P. Rockefeller Cancer Institute partnered with me through my Arkansas Blue Cross and Blue

Shield, George K. Mitchell, M.D., Endowed Chair in Primary Care to establish a Rural Health Summit of statewide health care stakeholders. They identified more than 100 rural health issues that could be acted upon in one-two years with collaborative effort.

This group empowered a 12-member committee to refine the focus and provide recommendations. The goal was not to find a silver bullet but to create a network to take action and leave rural Arkansas health care incrementally better, year after year.

At the 2018 meeting, we determined how to meet two-, five- and ten-year goals to double the number of rural providers; increase residency slots and board certified physicians; form a rural health association; create a community health workers certificate program; address non-emergent transport issues; and develop early education outreach for health care professions.

To follow along or become a part of this important work to improve the future of rural health in Arkansas, visit RockefellerInstitute.org/blog/category/health.

Sincerely,

Mark T. Jansen, M.D.
Medical Director
UAMS Physician Relations & Strategic Development

CENTER FOR HEALTH LITERACY Services foster clear communication with patients

When the Department of Orthopaedic Surgery at UAMS overhauled its opioid-prescribing practices, they called on the UAMS Center for Health Literacy for help.

The research shows that patients recover from surgery better when they take fewer opioids. The department set a goal to standardize and reduce its opioid prescriptions. They wrote new protocols and educated their team members.

"However, we knew that many patients were going to still expect big opioid prescriptions after a surgery," said Simon Mears, M.D., an orthopaedic surgeon who helped lead the effort. "We knew that if we were going to be successful, patient education would be key."

The Center for Health Literacy created documents to facilitate these conversations, including clear, easy-to-read bulleted lists and charts with what to expect before and after surgery.

"We created the documents, evaluated them for readability and field tested them with real patients," said Alison Caballero, the center's

director of programs and services. "We use plain language best practices to create and evaluate our materials, and our team members have assessed and edited thousands of pages of health information. We know what helps you communicate clearly with patients."

The Center for Health Literacy provides these services and others to entities on and off the UAMS campus.

Examples of services include assessing and editing existing health-related content for readability and understanding, and translating documents into Spanish while retaining plain language features. They can do on-site assessments of clinics' policies and practices and provide consultation and training for staff on communicating clearly with patients. They create new patient education materials and tools to help engage patients, such as programming to help them get the most out of their doctor visits.

For more information, visit HealthLiteracy.UAMS.edu or PlainPages.org, call 501-686-2595 or email healthliteracy@UAMS.edu.

Please visit our website for referring providers:

UAMShealth.com/MD

Content includes:

- 2018 Referring Physician Quick Reference
- CME Outreach - LearnOnDemand
- Consult
- EpicCare Link
- Find a Physician
- Online Appointment Requests
- Physician Call Center
- Physician Recruitment & Provider Placement
- UAMS Library

News to Know: Updates from UAMS

Comprehensive Epilepsy Center Earns Highest Accreditation Level

The UAMS Comprehensive Epilepsy Center has been accredited with a Level 4, the highest designation available from the National Association of Epilepsy Centers.



Bashir Sami Shihabuddin, M.D., is medical director of the

Comprehensive Epilepsy Center.

UAMS is capable of performing the most complex surgeries for the treatment of epilepsy, made possible with the hiring of fellowship-trained neurosurgeon **Viktoras Palys, M.D.**

Palys completed his general surgery residency training at



Lithuanian University of Health Sciences in Kaunas, Lithuania. He completed his general surgery internship at the University of Illinois at

Chicago, Metropolitan Group Hospitals, and neurosurgery residency training at Virginia Commonwealth University in Richmond, Virginia. He also obtained additional functional and stereotactic neurosurgery training at a Virginia Commonwealth University fellowship.

To make a referral, call 501-686-5838.

Deanne King, M.D., Ph.D., to Direct ENT Clinical Research

Deanne L. King, M.D., Ph.D., has joined UAMS as director of clinical research for the Department of



Otolaryngology-Head and Neck Surgery in the College of Medicine.

King will facilitate collaborations on otolaryngology

topics between researchers on campus, assist residents and medical students with publishing their research, increase the number of clinical trials in the department, and pursue grant funding.

King has an M.D./Ph.D. in molecular and cellular biology and pathobiology from the Medical University of South Carolina in Charleston. She completed an internship in general surgery and a surgery residency in otolaryngology-head and neck surgery, both at UAMS.

Paul, M.D., Joins Pain Clinic

Christopher Paul, M.D., has joined the UAMS Pain Clinic.

Paul completed his residency in anesthesiology at Saint Louis



University. He underwent fellowship training in regional anesthesia and acute pain at the University of Alabama at Birmingham,

where he focused on the use of ultrasound-guided injections in the treatment of pain conditions. He also completed a fellowship in interventional chronic pain at the University of Alabama.

He joins Jonathan Goree, M.D., and Heejung Choi, M.D., in the Pain Clinic, which offers a comprehensive approach to pain management.

To make a referral, call 501-686-8818.

Gut Club Meets Quarterly

UAMS Gastroenterology holds quarterly Gut Club medical education meetings and welcomes the participation of community providers.

The Aug. 30 meeting will feature case presentations. The Nov. 29 meeting will feature a presentation on "Innovations in ADR Improvement and Removal of Large Polyps" from Harry R. Aslanian, M.D., professor, Department of Internal Medicine, Section of Digestive Diseases, Yale University School of Medicine.

(Continued on page 4)

Physician Relations

Physician Relations & Strategic Development

Mark T. Jansen, M.D.
mtjansen@uams.edu

Michael Manley, RN, MNSc
mmanley@uams.edu

Director

Melanie Meyer, M.Ed.
melanie@uams.edu

Manager

Carla Alexander, M.Ed.
carla@uams.edu

Byron Jarrett & Brian Mann
physicianrelations@uams.edu

CONSULT

is produced by the UAMS Office of Communications & Marketing and Physician Relations & Strategic Development.

Editor

Amy Widner

Designer

Norma Edwards

Vice Chancellor for Communications & Marketing

Leslie Taylor

UAMS
University of Arkansas for Medical Sciences

CONSULT

Quiz of the Month

QUESTION

The Centers for Disease Control and Prevention in 2012 and U.S. Preventive Services Task Force in 2013 recommended screening patients in the U.S. born between 1945 and 1965 for Hepatitis C. An antibody-HCV blood test to screen for infection is recommended one time in this group. Of HCV genotypes, which of the six is most common in the U.S.?

ANSWER
Genotype 1

News to Know: Updates from UAMS

(Continued from page 3)

Meetings are held from 6:30-8 p.m. on the 12th floor of the UAMS Jackson T. Stephens Spine & Neurosciences Institute.

For more information, contact Melanie Meyer at melanie@uams.edu or 501-686-8206.

Runners Clinic Offers Patients Unique Treatment Plans

The UAMS Orthopaedic Clinic - 10815 Colonel Glenn, Suite 500, Little Rock - is offering a full-service diagnostic, treatment and rehab clinic for running injuries.

Patients include amateur or professional athletes and injured current runners or past runners. The comprehensive analysis includes a physician office visit, appropriate imaging if needed, physical therapy evaluation, and 3D Gait Analysis, which the team uses to craft a treatment plan unique to each patient.

For appointments: 501-526-1046.

For more information, visit UAMSRunningClinic.com.

UAMS Designated Baby Friendly for Encouraging Breastfeeding

UAMS Medical Center is the only hospital in central Arkansas to have received international recognition as "baby friendly" for its policies and procedures encouraging

new mothers to breastfeed as a healthier way to feed their babies.

The World Health Organization and the United Nations Children's Fund (UNICEF) launched the Baby-friendly Hospital Initiative as a global program to assist hospitals in giving all mothers the information, confidence and skills necessary to successfully initiate and continue breastfeeding.

UAMS delivers more than 3,000 babies a year. To achieve the baby-friendly designation, UAMS completed rigorous requirements in each of four phases and passed an on-site assessment.

UAMS First Hospital in Arkansas to Install Cameras on Every Premie Bed

The UAMS Medical Center and Angel Eye Camera Systems has installed 40 camera systems in the medical center's neonatal intensive care unit, making it the first in the state with a camera on every premie bed. Using the Angel Eye camera system, parents can see their baby anytime, day or night, from their mobile phone or computer.

Academic Appointments

Christopher T. Westfall, M.D., F.A.C.S., professor and chair of the Department of Ophthalmology in the College of Medicine at UAMS

and director of the UAMS Harvey & Bernice Jones Eye Institute, has been appointed interim dean



of the College of Medicine. Westfall will continue his roles in ophthalmology and clinical services. Westfall joined the faculty in 1997 and

served in numerous leadership positions.



Jill Mhyre, M.D., director of obstetric anesthesia and vice chair for research in the Department of Anesthesiology, has accepted

appointment as chair of anesthesiology, effective July 1. Mhyre joined the faculty in 2013.

New Physicians

■ **Clinical Pathology**
Hoda Hagrass, M.D.

■ **Internal Medicine**
Howard Lovett, M.D.

UAMS PHYSICIAN RECRUITMENT & PROVIDER PLACEMENT PROGRAM

The UAMS Physician Recruitment & Provider Placement Program has a team of placement specialists dedicated to serving the recruitment needs of our partner communities, UAMS Regional Campuses and UAMS faculty. Physician/provider opportunities are available in all specialties throughout Arkansas.

FEATURED JOBS

Hospitalist opportunities: A northeast Arkansas medical center is seeking board certified/board eligible internal medicine physicians to join a patient-centered, evidence-based hospitalist program.

Interventional Radiologist: A nonprofit, community-owned health care system in beautiful Northwest Arkansas is seeking an interventional radiologist.

Rural Medicine Opportunities: Interested in practicing rural health? Opportunities are available throughout Arkansas, including Dumas, Eureka Springs, Fordyce, Green Forest, Huntsville, Jasper, Lake Village, Lincoln and Pocahontas, to name a few.

Recruitment services contact:

Carla Alexander: 501-686-7934 or carla@uams.edu

For a complete listing of job descriptions and opportunities, visit: MedJobArkansas.com

Follow MedJobArkansas:   

Hand Trauma Communication Center Available 24/7



UAMS hand surgeons provide real-time consults on hand trauma cases through the Hand Telemedicine Program in the UAMS Center for Distance Health.



Theresa Wyrick-Glover, M.D.



John Bracey, M.D.



Tom Frazier, M.D.



Mark Tait, M.D.

The UAMS Department of Orthopaedics staffs four fellowship-trained hand, wrist and elbow surgeons who are part of a statewide program to provide telemedicine consults for hand trauma 24 hours a day, seven days a week.

Through the Hand Telemedicine Program in the UAMS Center for Distance Health, hospitals throughout Arkansas can consult with hand trauma surgeons via a high-definition broadband video connection.

The real-time telemedicine consultations provide the best possible treatment for hand injuries.

Under the program, when a patient goes to a local hospital with a hand injury, the emergency department staff connects to a virtual hand trauma room along with staff at the Arkansas Trauma Communications Center and the hand surgeon. The hand surgeon evaluates the

patient's injury and makes recommendations for treatment. If the hand surgeon recommends the patient be transported to a different hospital for further treatment, Arkansas Trauma Communications Center coordinates the transfer, confirming that the right specialist is available.

When the program launched in 2014 with a partnership between the Center for Distance Health, Arkansas Trauma Communications Center and Arkansas Department of Health, it was the first hand trauma telemedicine program in the nation.

UAMS hand and upper extremity surgeon **Theresa Wyrick-Glover, M.D.**, was part of the original hand trauma consultant team, which now includes her colleagues, **John Bracey, M.D.**, **Tom Frazier, M.D.**, and **Mark Tait, M.D.** They make up the only hand trauma team in the region. UAMS Medical Center is the only provider in the state that performs hand reattachment surgery.

"These are injuries where time is key," Wyrick-Glover said. "Telemedicine allows us to quickly and efficiently provide the expertise that can make all the difference."

To contact the Arkansas Trauma Communications Center, call 1-866-940-1409. Accepting new patients. To make a referral, call 501-526-1046. ■

PHYSICIAN PROFILE

LOVERD PEACOCK, M.D.

Professor

Department of Radiation Oncology

What inspired you to become a doctor?



care began.

As a young teenager, I viewed my father's attempted but unsuccessful resuscitation by our family physician after his cardiac arrest. I found myself wishing I could be helpful in situations like that and thus my journey and interest in health

What do you like most about your specialty?

I can help my patients with cancer, have an impact on their lives and, also, it gives me an opportunity to educate them on how radiation works with other treatments in cancer care.

What makes you unique among your peers?

As the senior radiation oncologist at UAMS, I bring years of clinical experience not only in oncology but also internal medicine. My experience in medical management gives me perspective. I understand the importance of team building among specialties and building relationships among my colleagues.

The specialty of radiation oncology is unique in that it is the interface between high tech and patient care. It is a confluence of physics, engineering, radiobiology and their application to patient treatment.

Why did you come to UAMS?

I completed my undergraduate, graduate and medical school degrees and internal medicine residency in Arkansas, so when I was contacted by friends and former colleagues to return to university, it was an opportunity I could not resist. Also, Little Rock is where my wife went to high school and has longstanding friendships. We love being back in Little Rock.

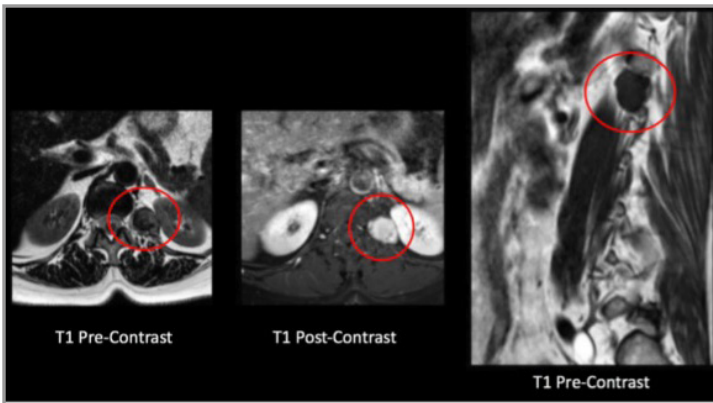
What are your clinical specialties?

I am a diplomate of the American Board of Internal Medicine and the American Board of Radiology (Therapeutic) and consult primarily on breast cancer, gynecologic malignancies and complicated skin cancers.

How can doctors make referrals to you?

Radiation Oncology Center
Winthrop P. Rockefeller Cancer Institute
501-664-4568

Neurosurgery



MRI imaging reveals a 3 cm paraspinal tumor arising from the exiting T12 nerve root.

INITIAL CONTACT

A 58-year-old female patient presented to the Neurosurgery Spine Clinic at the Jackson T. Stephens Spine & Neurosciences Institute at UAMS with severe progressive pain in her buttock, hip and left leg in a radicular distribution. As a result, she was progressively less able to perform her usual activities of daily living and enjoy her hobbies, including interacting with her grandchildren. The initial assessment with an MRI scan of her spine had revealed a spine tumor with possible nerve impingement.

ASSESSMENT

She was referred to **Noojan Kazemi, M.D., F.A.C.S.** Kazemi is a fellowship-trained neurosurgeon specializing in all aspects of surgical treatment for spine and peripheral nerve conditions. His focus is performing surgery through the latest minimally invasive surgical techniques, and he is often able to treat conditions such as spine tumors and nerve compression through these approaches.

At clinic, her MRI was reviewed and was found to reveal a peripheral nerve sheath tumor, arising from the left T12 neural foramen with clear nerve root compression. The lesion extended into the paraspinal muscles immediately adjacent to the psoas

muscle on the left side.

Traditional surgical approaches to spine tumors are invasive and can involve significant blood loss, increased length of stay and carry the usual risks of complications, including

infection, nerve injury and potential neurological deficits. The greatest postoperative issue, however, is usually pain from significant muscle dissection often required to access the tumor. Kazemi discussed these issues together with traditional “open” surgery with the patient. However, he proposed a minimally invasive approach to resecting the tumor and felt that a total resection could be achieved this way, with less risk of complications and faster healing with shorter recovery times, including length of stay in hospital.

The patient opted for the minimally invasive surgery.

PROCEDURES

During the operation with the patient positioned prone, fluoroscopy was used to identify internal landmarks, including the rib head, adjacent facet joint and transverse process. These allowed the surgeons to fashion the location of a 3-cm vertical incision on the back.

Assisted by residents now trained in minimally invasive spine techniques, Kazemi made an incision through the fascia and found a plane of cleavage in the layers of the paraspinal muscles, avoiding any division of these muscles. They passed a series of increasingly sized tubular dilators through this plane and inserted and fixed an expandable retractor.

Once deployed, the retractor gave the surgeons excellent access to the site of the tumor and the adjacent nerve from which the tumor had arisen.

They performed a partial facetectomy and removed the adjacent rib and transverse process through the tube. Using an intraoperative microscope, they dissected around the mass and ultimately freed it from the surrounding tissue.

During the dissection, the T12 nerve root and its dorsal root ganglion was identified, carefully preserved and freely dissected off the mass. The mass had several satellite nodules and the largest nodule was resected to give access to the remainder of the lesion. This allowed Kazemi to completely remove the mass. The T12 nerve root was decompressed and preserved.

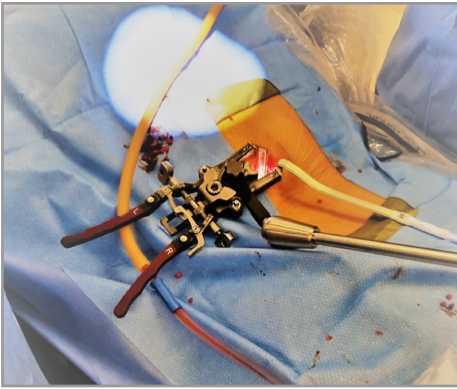
The neurosurgery team needed to ensure that the tumor was noncancerous, as this would influence her subsequent treatment.

UAMS neuropathologist **Murat Gokden, M.D.**, is one of the few neuropathologists in the state.

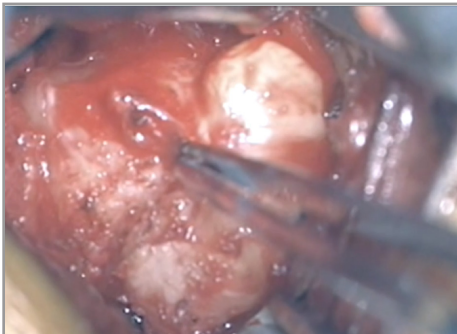
In clinical neuro-oncology, there are more than 100 different types of tumors, most requiring additional testing and molecular markers for accurate diagnosis, prognosis and management. This process requires close coordination and communication between neuropathology, neuro-oncology and neurosurgery. Tumor cases are often discussed at both a neuro-oncology and neuropathology conference pre- and postoperatively.

Gokden confirmed the benign diagnosis with an intraoperative consultation during the initial stages of the procedure.

Once the tumor had been completely resected, the expandable retractor was closed and removed. The paraspinal muscles closed over the surgical site.



A minimally invasive expandable retractor is utilized to achieve excellent exposure without excessive retraction of adjacent tissues.



Once the tumor is completely freed from adjacent structures it is mobilized and completely removed.

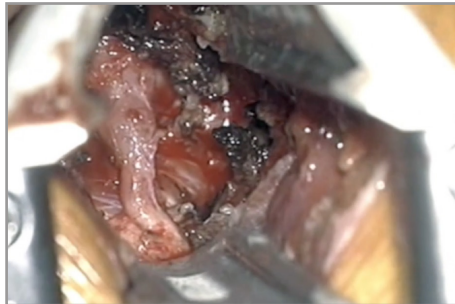
This expandable technology and accompanying minimally invasive techniques has opened a wider range of other conditions to safe and practical surgical treatment options, including treatment of spine deformity conditions, spine trauma and degenerative conditions as well as peripheral nerve and other types of tumors.

FOLLOW-UPS

The patient had almost complete resolution of their preoperative pain immediately following surgery and



Intraoperative microscopy is utilized to obtain great magnification of the tumor necessary for microdissection and release from the arising nerve root.



The exiting nerve and its dorsal root ganglion are seen preserved following resection of the tumor.

left the hospital the following day. At her six-week follow-up, she was pain free and had returned to her full activities.

A video of the surgery is available at [Youtu.be/89OY5wdMB_k](https://youtu.be/89OY5wdMB_k) or by searching YouTube.com for “Minimally invasive approach to resection of paraspinal schwannoma,” which is hosted on the Journal of Neurosurgery’s channel, “AANSNeurosurgery.”

To make a referral, call 501-526-7249. ■

2018 Referring Physician Quick Reference

Go to: UAMShealth.com/mdGuide

It contains helpful UAMS resources including:

- Appointments/Online Scheduling
- Campus Map
- EpicCare Link, SHARE, Physician Call Center
- Key Phone Numbers
- Library
- LearnOnDemand
- Message from Dr. Jansen
- Physician Recruitment
- Referral Website

Now available online!

Noojan Kazemi, M.D., F.A.C.S.



**Assistant Professor
Department of Neurosurgery
UAMS College of Medicine**

Education

Medical degree, University of Sydney School of Medicine

Residency

Neurosurgery, Royal Melbourne Hospital and Royal North Shore Hospital, Royal Australasian College of Surgeons, Australia

Fellowships

Neurosurgery Research Fellowship, Mayo Clinic, Minnesota
Complex Spine Surgery, Department of Orthopedics and Neurosurgery, University of Washington, Seattle
Minimally invasive Complex Spine and Tumor Surgery, Swedish Neuroscience Institute, Seattle

Murat Gokden, M.D.



**Professor
Department of Pathology
UAMS College of Medicine**

Education

Medical degree, Dokuz Eylul Medical School, Izmir, Turkey

Residency

Anatomic pathology, Washington University, St. Louis

Fellowships

Neuropathology, Washington University, St. Louis
Surgical pathology, University of Texas, M.D. Anderson Cancer Center, Houston
Cytopathology, UAMS

ADDRESS SERVICE REQUESTED



Learn on Demand

A resource of the UAMS Center for Distance Health (CDH), the LearnOnDemand.org web portal offers health care professionals the flexibility of earning continuing education (CE) credits on their own schedule, through an expanded array of teleconferences and online courses.

- Track all educational hours and credits earned inside or outside the program
- Ensure compliance with the CE requirements for the national accrediting organizations for physicians and nurses
- Earn certificates of attendance for a variety of other disciplines

LearnOnDemand.org

For information on LearnOnDemand, contact: cdheducation@uams.edu or **1-855-234-3348**.

To request speakers or topics or to learn more about how the UAMS Physician Relations & Strategic Development team can help you, visit UAMShealth.com/MD

All classes now FREE!

JULY 4 - CANCELED DUE TO HOLIDAY

**JULY 10
Technology-Facilitated
Brief Interventions for
Depression**
Carolyn Greene, Ph.D.
*Psychiatric Research
Institute*

**JULY 17
Chronic Opioid Guidelines**
Lindsey Dayer,
Pharm.D., BCACP
Department of Pharmacy

**JULY 24
Hip & Knee Arthritis –
When is it Time to Get a
Replacement?**
Jeffery Stambough, M.D.
*Department of
Orthopaedics*

**JULY 31
Professional Development**
Financial Planning for
Residents
Jason S. Mizell, M.D.,
F.A.C.S., FASCRS
*Division of Colon and
Rectal Surgery*

**AUGUST 7
Blood Flow Restriction
Training in Clinical
Rehabilitation**
Nicholas Hargett, PT, DPT
*UAMS Outpatient Rehab
Department of
Physical Therapy*

**AUGUST 14
Lung Cancer Screening
with Smoking Cessation**
Sanjay Maraboyina, M.D.,
Nikhil Meena, M.D., FCCP,
Jason Muesse, M.D.
*Departments of Radiation
Oncology, Pulmonology
& Cancer*

**AUGUST 21
Hospice vs. Palliative Care**
Kimberly Gartner, M.D.,
MPH, FAAFP, CHCQM
*Little Rock Geriatric
Research Education and
Clinical Center*

**AUGUST 28
Professional Development**
Skills for Navigating
Difficult Conversations
Chelsea Wakefield,
Ph.D., LCSW
The UAMS Couples Center

SEPTEMBER 4 - CANCELED DUE TO HOLIDAY

**SEPTEMBER 11
Sickle Cell Update – Role
of Social Work in Pain
Management**
Ann Wilson, LCSW
Sickle Cell

**SEPTEMBER 18
Infection Management
in a Post Solid Organ
Transplant Patient**
Lyle J. Burdine, M.D., Ph.D.
Department of Surgery

**SEPTEMBER 25
Professional Development**
Managing Your Finances
and Student Loan Debt
Janice Nottenkamper, B.A.
*UAMS Student
Financial Services*